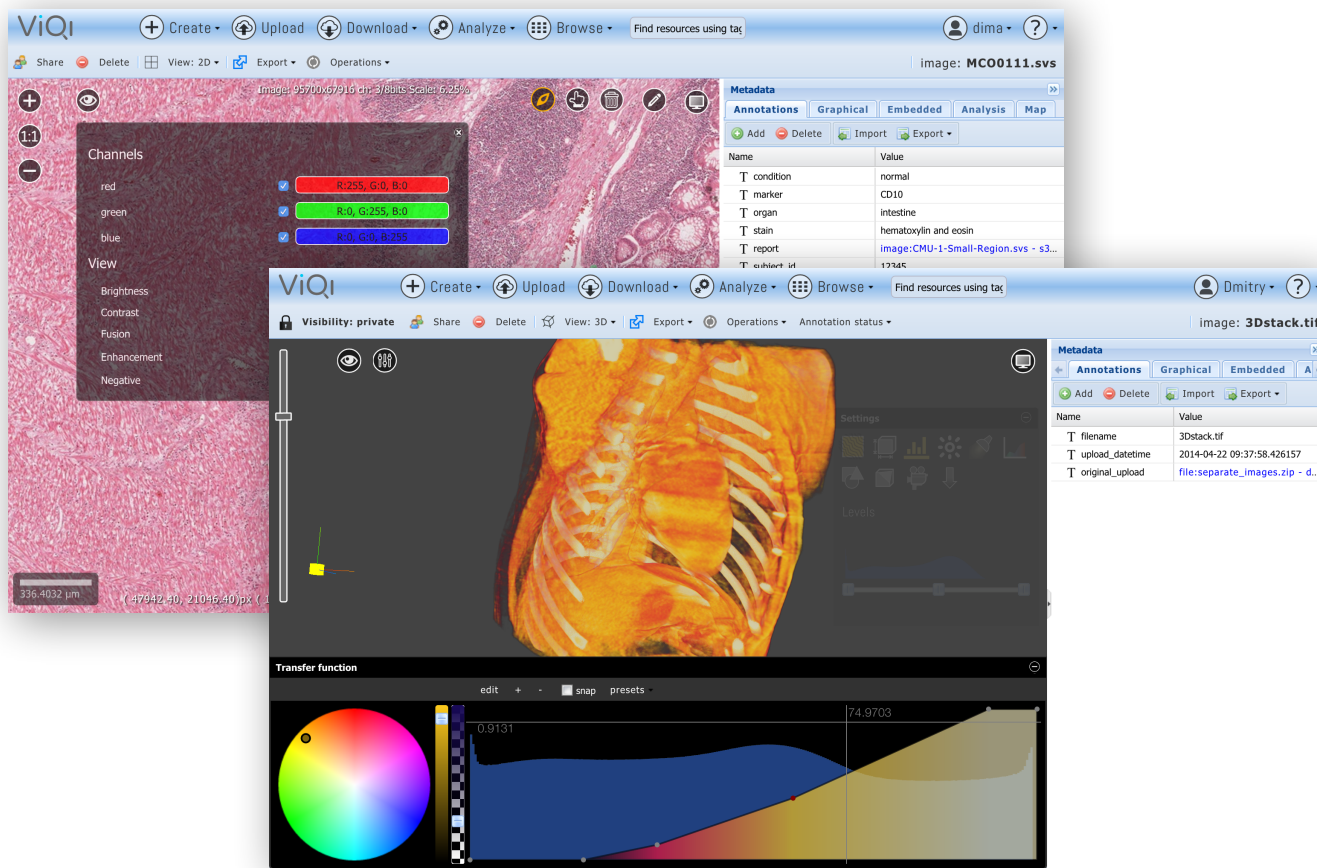
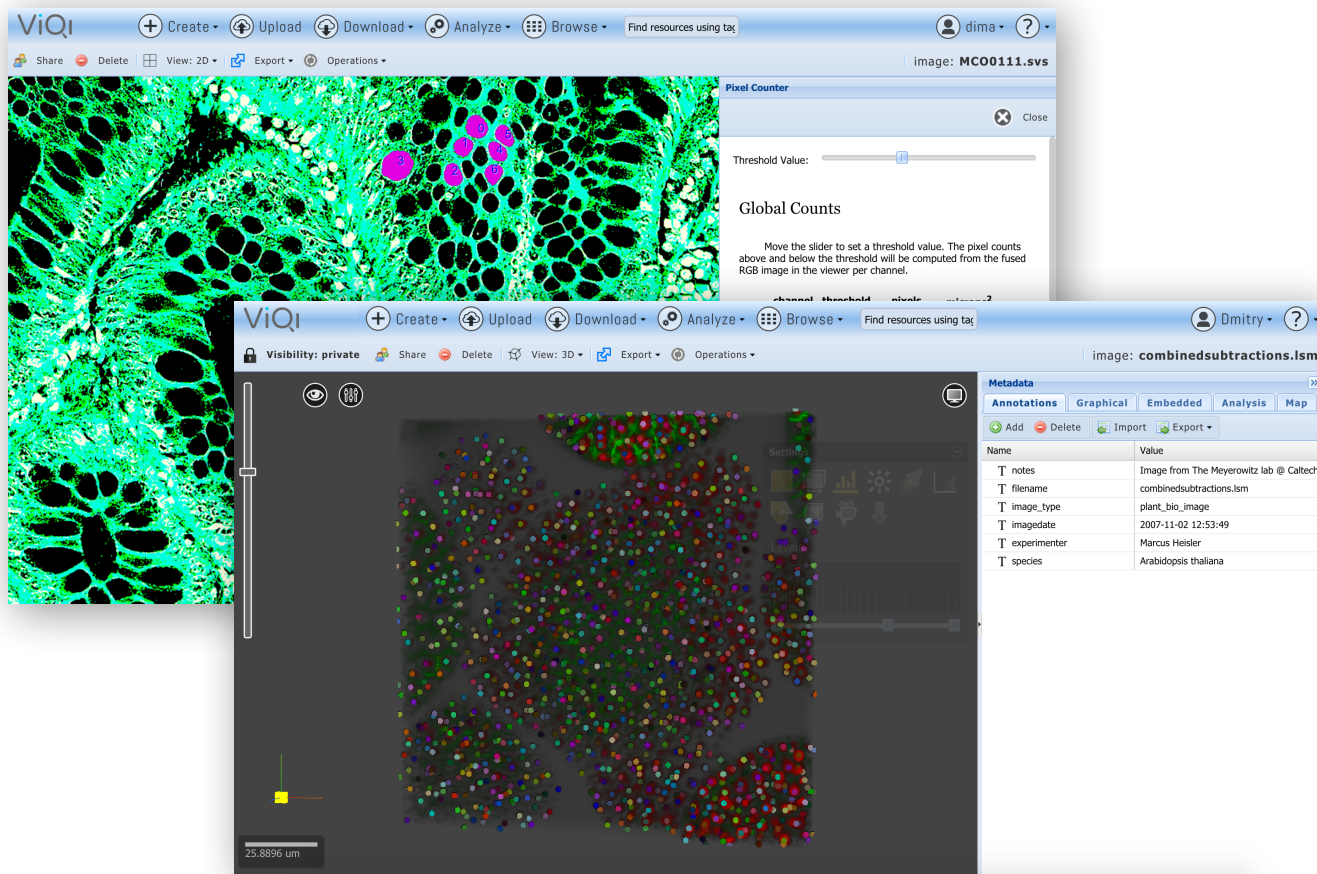


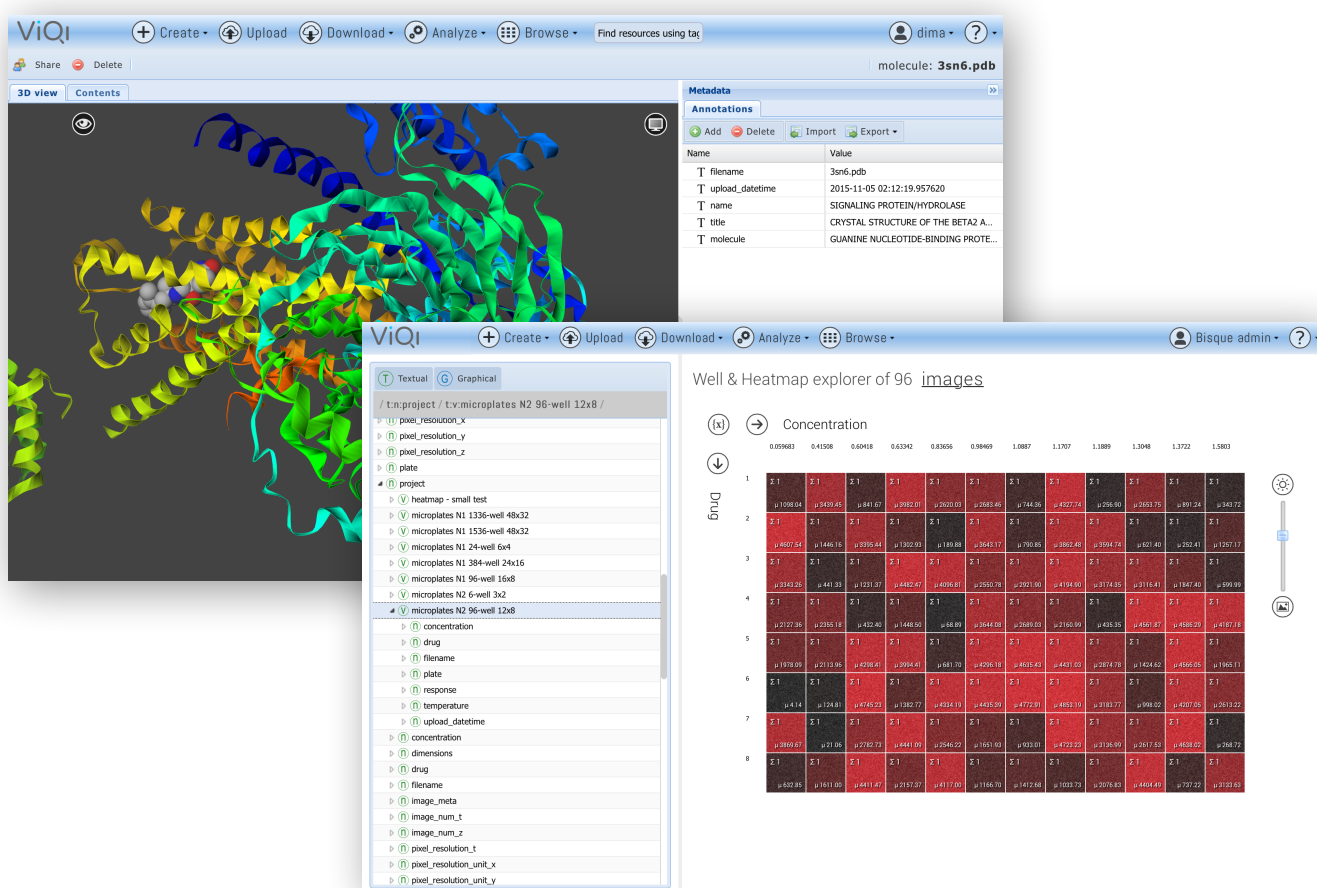
## Advanced viewers



## Interactive & automatic analysis



## Specialized Data Mining



# Benefits

Moving your images and analysis to ViQi simplifies your operations and improves your bottom line. ViQi takes the headaches out of data management and analysis, accelerating the pace of discovery for your organization.

## Highlights

- Run your complex data analysis.
- Visualize and analyze any data in a web browser.
- Share with collaborators anywhere.
- High level of data security, HIPAA and GCP compliant.
- Streamline current workflows.
- No significant up-front costs.
- Customize services to meet current needs.

## About

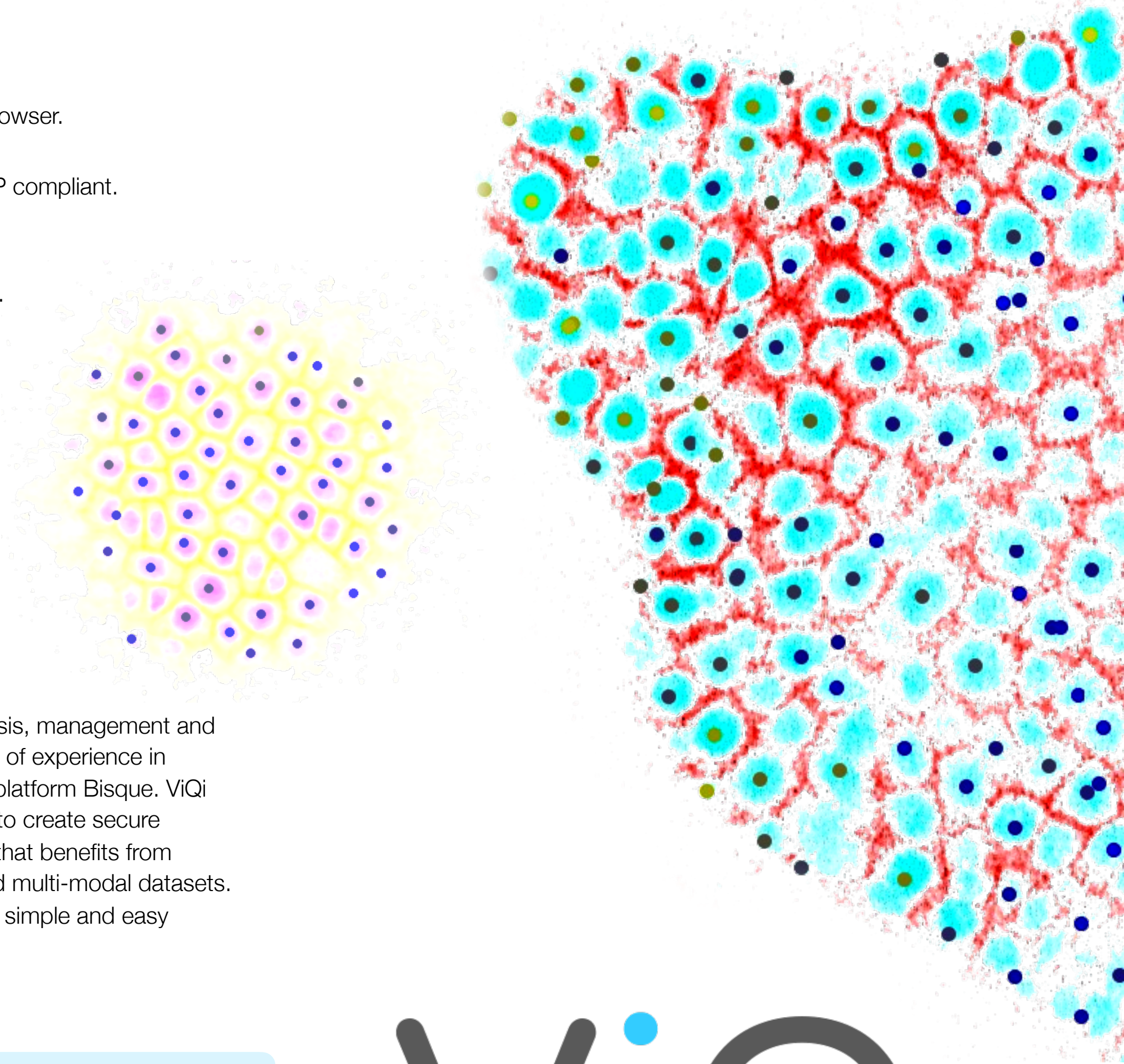
ViQi is a solutions provider for big data analysis, management and visualization. Our developers have 10+ years of experience in developing the open-source image analysis platform Bisque. ViQi builds on this experience and makes it easy to create secure workflows based on multi-dimensional data that benefits from advanced visualization, machine learning and multi-modal datasets. ViQi's solutions are highly customizable, with simple and easy integration of existing data analysis tools.

## Getting started

In order to experience the ViQi advantage please send contact information to:

[subscription@viqui.org](mailto:subscription@viqui.org)

# Visualize and analyze any image from any instrument in a web browser



# ViQi

<http://viqui.org>, [info@viqui.org](mailto:info@viqui.org)

# Features



## View & share from anywhere

Web viewers for very large images (250+ microscopy image formats supported). Graphical and tabular data associated with all images. Manage data products: spreadsheets, reports and other scientific data.



## Link, annotate, find your files

Flexible annotations and image markup customizable for any experiment. Advanced search system to find connections in your data.



## Image Informatics

Use your favorite tools to extract information from images. ViQi will parallelize over large data sets.



## Analyze large datasets

Integrated statistical tools to aggregate data. Identify statistically significant conclusions.



## Track data

Track the provenance of data through all analyses and modifications.



## Storage and archiving

Long-term secure storage options available.



## Lower costs

Software as a service means you pay for only the elements you need.




## Raw Data

From any instrument  
250+ image formats  
Electrophysiology  
Flow Cytometry



## Experimental Context

Graphical and textual descriptions  
Link data between experiments



## Analysis

Use your favorite tools applied to large datasets



## Visualize Results

3D+time+channel  
Volume rendering



## Aggregate Information

Summarization  
Analytics and mining



## Make a Decision

Share results  
Interact remotely



# Services



## Server Configurations

Utilize ViQi services in your own application and websites. Drive your own branded website using ViQi infrastructure.



## Security

Data is encrypted and stored securely. Additional HIPAA and GCP compliance available.



## Custom development

ViQi provides custom development of image analysis modules and alterations to the user interface.



## Consulting

Utilize ViQi's expertise for developing customized workflows for your organization.



## Automated upload

ViQi can assist with automated upload from your instrumentation to increase its utilization.



## Installation

None! We have developed a system that does not require any desktop software. Everything can be done via an HTML5 compliant web-browser.



## Customer support

ViQi offers various service plans to fit your budget, including 24/7 support.